






06/68 — JIC 37° / SAE 45° 双角度-内螺纹扩口式-旋转螺母-直接头

ISO12151-5-SWS, DKJ



适用软管类型:



| XXXX-XX-XX 型号  |  软管内径 | | | |  螺纹 UNF | A | B | E |  W |
|---|---|-------|------|------|---|-----|----|----|--|
| | DN | Inch | Size | mm | | | | | |
| 10670-6-6-SM | 10 | 3/8 | -6 | 9,5 | 9/16x18 | 58 | 29 | 17 | 19 |
| 10670-8-6-SM* | 10 | 3/8 | -6 | 9,5 | 3/4x16 | 61 | 32 | 19 | 22 |
| 10670-10-6-SM* | 10 | 3/8 | -6 | 9,5 | 7/8x14 | 51 | 22 | 22 | 27 |
| 10670-8-8-SM* | 12 | 1/2 | -8 | 12,7 | 3/4x16 | 56 | 21 | 22 | 22 |
| 10670-10-8-SM* | 12 | 1/2 | -8 | 12,7 | 7/8x14 | 70 | 35 | 22 | 27 |
| 10670-12-8-SM | 12 | 1/2 | -8 | 12,7 | 1-1/16x12 | 56 | 21 | 27 | 32 |
| 10670-8-10-SM* | 16 | 5/8 | -10 | 15,9 | 3/4x16 | 73 | 36 | 24 | 22 |
| 16870-10-10-SM* | 16 | 5/8 | -10 | 15,9 | 7/8x14 | 75 | 35 | 24 | 27 |
| 10670-12-10-SM | 16 | 5/8 | -10 | 15,9 | 1-1/16x12 | 78 | 41 | 27 | 32 |
| 10670-12-12-SM | 20 | 3/4 | -12 | 19,1 | 1-1/16x12 | 80 | 41 | 27 | 32 |
| 10670-14-12-SM | 20 | 3/4 | -12 | 19,1 | 1-3/16x12 | 81 | 42 | 32 | 36 |
| 10670-16-12-SM | 20 | 3/4 | -12 | 19,1 | 1-5/16x12 | 84 | 45 | 32 | 41 |
| 10670-12-16-SM | 25 | 1 | -16 | 25,4 | 1-1/16x12 | 89 | 44 | 36 | 32 |
| 10670-16-16-SM | 25 | 1 | -16 | 25,4 | 1-5/16x12 | 92 | 47 | 36 | 41 |
| 10670-20-16-SM | 25 | 1 | -16 | 25,4 | 1-5/8x12 | 81 | 36 | 41 | 50 |
| 10670-16-20-SM | 32 | 1-1/4 | -20 | 31,8 | 1-5/16x12 | 97 | 50 | 46 | 41 |
| 10670-20-20-SM | 32 | 1-1/4 | -20 | 31,8 | 1-5/8x12 | 83 | 37 | 46 | 50 |
| 10670-24-24-SM | 40 | 1-1/2 | -24 | 38,1 | 1-7/8x12 | 101 | 41 | 50 | 60 |

*表中软管接头既可与JIC 37°接头相配又可与SAE 45°阳螺纹接头相配（68），其它只与JIC37°匹配（06）。
材料:碳钢, 镀锌
SM:公制六角

D